

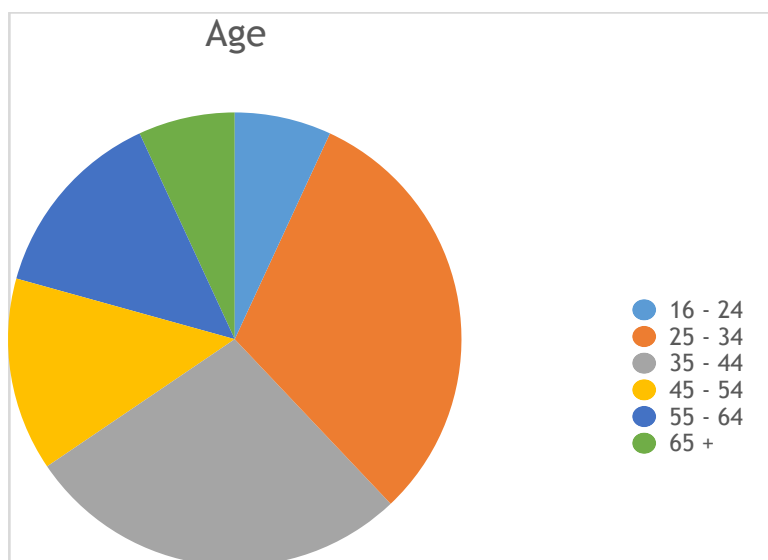
DIVERSITY DATA 2016

An Equality and Diversity survey was conducted in February 2016 anonymously and in accordance with the BSB Rules and Guidance. All members of Chambers, pupils and staff were asked to provide data. Participation in the survey was voluntary.

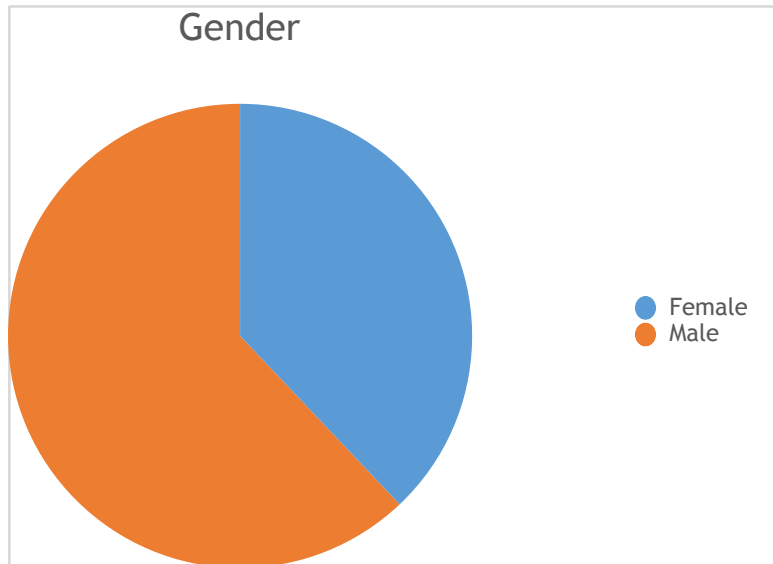
The charts below are produced from the data supplied. Data is not published where its publication might reasonably lead to the identification of individuals. The charts below therefore only represent a segment of the workforce – they are not a complete and accurate analysis of the entirety of the chambers.

It was has not been possible to publish the data in categories of chambers members (for example, QC, Junior Barristers, Staff, Pupils etc) for this set of data - given the relatively low response rate, publication of data in this format may reasonably have led to the identification of individuals. The 9 GS E & D Data Officer is taking steps to improve response rates for the next Diversity Data questionnaire and is taking steps to raise awareness of the importance of data collection for chambers.

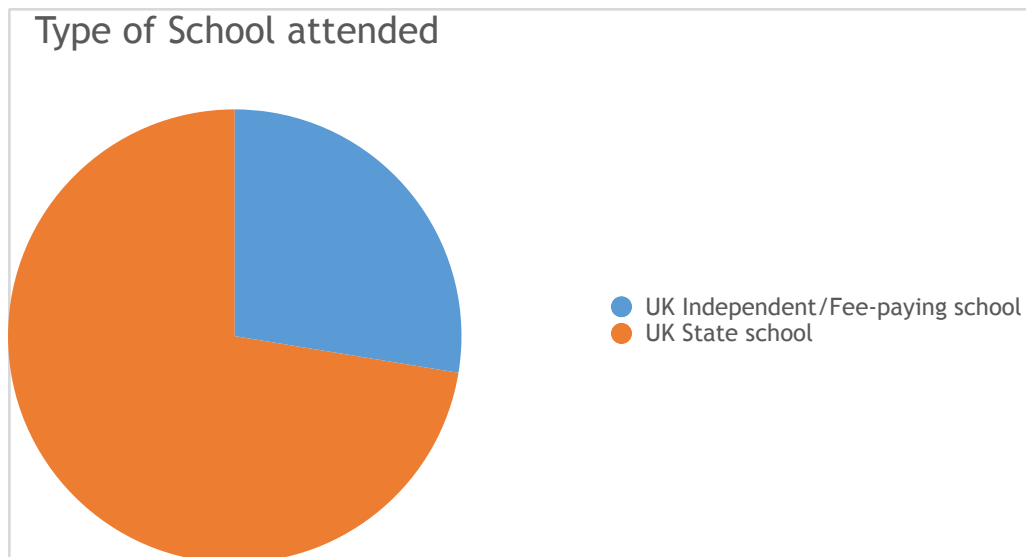
Age



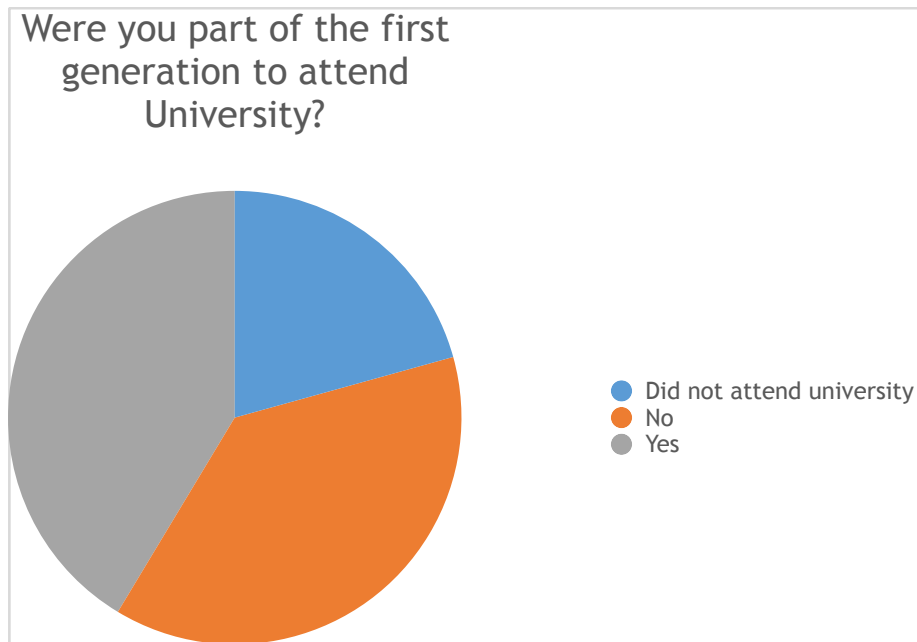
Gender



Did you mainly attend a state school or fee paying school?



If you went to University (to study a BA, BSc course or higher), were you part of the first generation of your family to do so?



Do you look after, or give any help or support to family members, friends, neighbours or others because of either: – Long-term physical or mental ill-health / disability – Problems

